

# MP2x3

SCISSOR LIFT

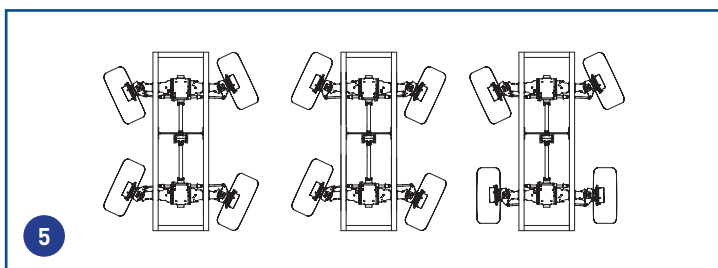




**LIFTING PLATFORM** - 3,2 m x 2,0 m platform dimensions.  
1,500 kg lifting capacity with 3,5 m maximum reach.



**CAMERA SYSTEM** - Rear view camera and LCD screen in operator cabin.



**STEERING** - 3 steering modes; Four-Wheel Steering, Front-Wheel Steering and Crab Steering.



**OPERATOR CABIN** - Closed cabin with 180° pivoting operator's seat and ROPS / FOPS level 2 certification.



**REMOTE CONTROL** - Radio remote control for all lift platform functions.



**STABILISERS** - 4 pcs hydraulic stabilisers.

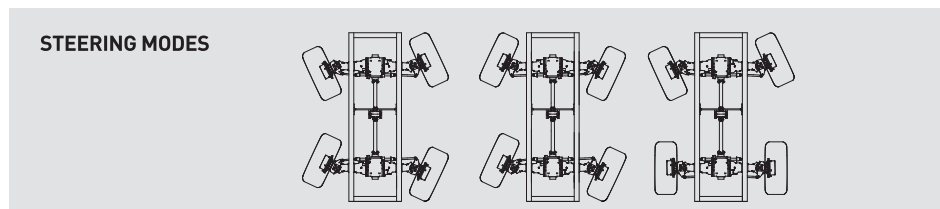
LIFTING PLATFORM	
Lifting Platform Dimensions:	3,2 m x 2,0 m
Max. Lifting Capacity:	1,500 kg
Max. Lifting Height:	3,5 m

DIESEL ENGINE	
Make / Model:	JCB Dieselmex 444 TCA 4 cylinders 4,4 l turbocharged aftercooled
Max.Power:	85 kW (114hp) at 2200 rpm
Max.Torque:	440 Nmat 1300 rpm
Engine Emissions:	EU Stage 3A/EPA Tier 3
Diesel Tank:	140 l

TRANSMISSION	
	Powershift
	Automatic and manual 4-speed forward
	Manual 3-speed reverse
	Four-wheel drive

AXLES & WHEELS	
Axle Type:	Planetary
Make / Model:	JCB
Front:	+/- 8° oscillating and steerable
Rear:	Rigid and steerable
Tyres:	12,5 - 20
Steering:	Four-wheel steering, crab steering, front-wheel steering

BRAKING SYSTEM	
Service Brakes:	4-wheel disc brakes in oil bath
Parking Brake:	Spring applied hydraulic released



PERFORMANCE	
Max. Gradient:	40 %
Max. Speed:	24,5 km/h
Inner Turning Radius:	2,600 mm
Outer Turning Radius:	5,950 mm

DIMENSIONS & WEIGHT	
Weight:	7.500 kg
Length:	5.816 mm
Width:	2.000 mm
Height:	2.800 mm

RIGID CHASSIS	
Type:	Rigid, high strength steel
Front Stabilisers:	2, extendible
Rear Stabilisers:	2, fixed

CLOSED OPERATOR CABIN	
	Closed cabin
	ROPS / FOPS level 2 certified [EN ISO 3471:2008 / EN ISO 3449:2008]
	Height adjustable, 180° pivoting, ergonomic seat with 3-point seat belt and suspension
	Rear view camera and LCD screen in operator cabin
	Cabin heater
	Levers and indicators for all driving controls
	Auxiliary headlights for better visibility
	Heated wing mirrors

ELECTRIC SYSTEM	
Alternator:	12 V - 95 A
Battery:	12 V - 150 Ah (1000A)
Protection:	IP 65
Driving Lights:	2 x 55 W headlights
	2 x 55 W taillights
	Turn signals and back-up light

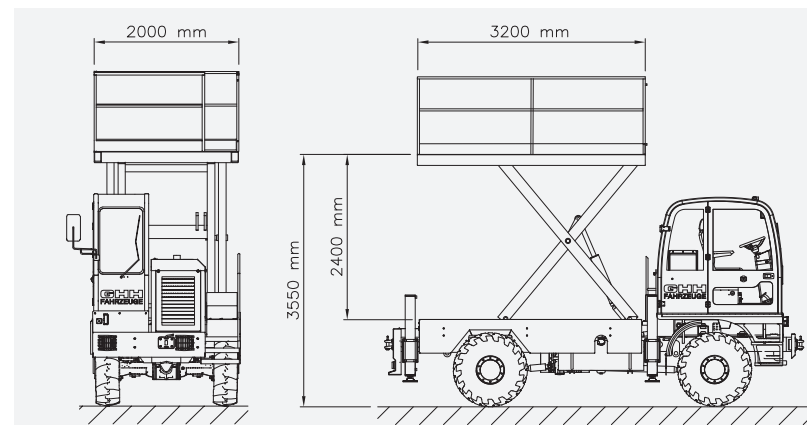
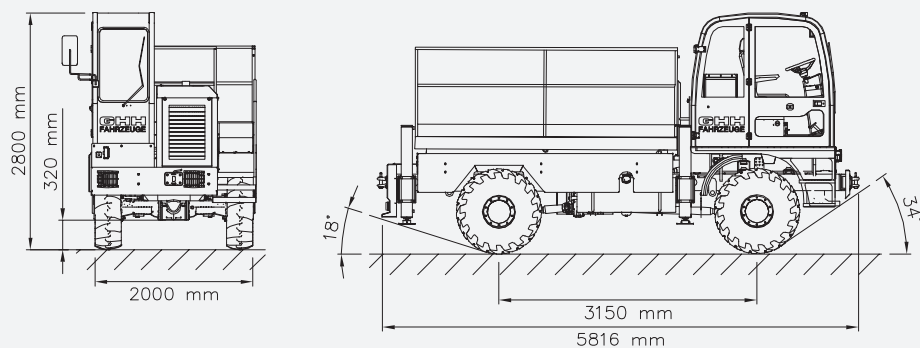
### MISCELLANEOUS

- 2x4 kg portable fire extinguisher
- Warning plates and decals
- Amber beacon lamp
- Basic tool set
- Back-up alarm and light
- 2 pcs wheel chock
- Catalytic converter
- Front and rear tow bars
- Battery isolator switch

### OPTIONS

- EU Stage IV / EPA Tier 4 Final compliant engine
- Two-person cabin
- Air conditioning in operator cabin
- Automatic fire suppression system
- 12 V emergency steering
- Emergency release for parking brake
- Side view camera

### DIMENSIONS



### PERFORMANCE

