


**GHH**  
FAHRZEUGE

**BYM6**




Concrete  
Transmixer



## BYM6 CONCRETE TRANSMIXER

CE Certified, 5.6 m<sup>3</sup> concrete yield, ROPS & FOPS Level 2 certified closed cabin for underground mines, 4x4 all-wheel drive, powershift transmission, articulated steering.



- High strength articulated chassis



- ROPS & FOPS Level 2 certified 2-person cabin



- Rear view camera system

# BYM6

## Concrete Transmixer



- Hydraulically controlled shuter and chute - Drum tilt up to 13°

### ► Diesel Engine

Make / Model:	Deutz TCD 2012 L6 2V
Max. power:	155 kW at 2300 rpm
Max. torque:	810 Nm at 1600 rpm
Engine emissions:	EU Stage 3A / US EPA Tier 3
Diesel tank:	150 l

### ► Transmission

Make / Model:	Dana Spicer T32.000
	Powershift
	Automatic 3-speed forward and reverse
	Four-wheel drive

### ► Axles

Make / Model:	Dana Spicer 113
Type:	Planetary
Front:	+/- 8° oscillating
Rear:	Rigid

### ► Performance

Max. gradient:	30%
Max. speed:	
1st gear:	7 km/h
2nd gear:	13 km/h
3rd gear:	22 km/h
Max. tractive effort:	165 kN
Max. speed at 1:7 inclination:	
Fully loaded:	8 km/h
Empty:	10 km/h
Inner turning radius:	4.945 mm
Outer turning radius:	7.790 mm

### ► Tyres

	14.00 - 24
--	------------

### ► Steering

	Articulation, +/- 40°
	Orbitrol type

# Concrete Transmixer

## Concrete Drum

Drum volume:	7,1 m <sup>3</sup>
Max. concrete yield:	5,6 m <sup>3</sup>
Drive:	Hydraulic
Drum tilt angle:	13°
	Drum safety lock for filling
	Adjustable rotating speed 0 – 15 rpm
	Manual filling hatch
	Hydraulically controlled shutter and chute

## Closed Operator Cabin

- Closed 2-person cabin
- ROPS / FOPS level 2 certified  
(EN ISO 3471:2008 / EN ISO 3449:2008)
- Height adjustable ergonomic seat with seat belt
- Cabin heater
- Rear view camera and LCD screen in operator cabin
- Levers and indicators for all driving controls

## Braking System

Service brake:	Disc brakes in oil bath in both axles
Parking brake:	Spring applied hydraulic released
	Fail-safe

## Hydraulic System

Pump type:	Variable displacement
Max. pressure:	210 bar
Flow rate:	99 l/min at 2200 rpm
Hydraulic oil tank:	150 l
Return oil filter:	10 µm
	Oil level, filtration and temperature indicators

## Electric System

Voltage:	24 VDC
Battery:	2 x 90 Ah
Protection:	IP65
Lights:	4 x 1500 lumen LED headlights
	2 x 1500 lumen LED auxiliary lights
	2 x 1500 lumen LED back-up lights
	Turn signals and taillights
	Amber flashing light on cabin
Other:	Battery isolator switch

## Chassis

Type:	Articulated, high strength steel
-------	----------------------------------

## High Pressure Washer

Pump drive:	Hydraulic
Pressure:	135 bar
Flow:	16 l/min
Hose length:	10 m
Water tank:	75 l

## Miscellaneous

- Exhaust catalyst
- 2 x portable fire extinguisher (1 ea. in cabin)
- Warning plates and decals
- Back-up alarm and light
- 2 pcs wheel chock
- Front and rear tow bars
- Basic tool set

## Dimensions & Weight

Weight:	14.500 kg
Max. weight:	28.250 kg
Length:	9.180 mm
Width:	2.300 mm
Height:	2.645 mm

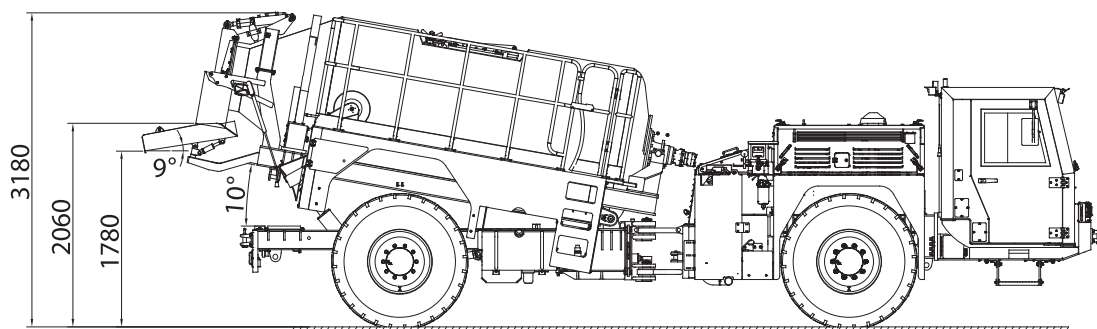
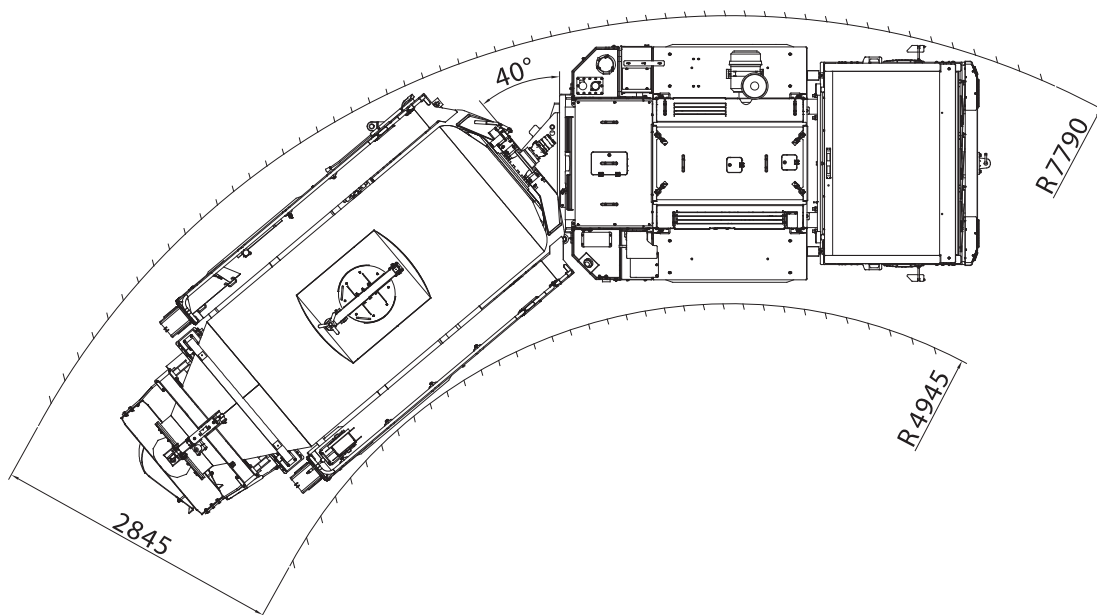
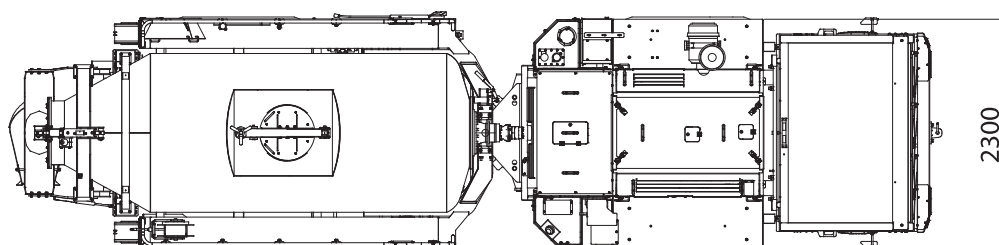
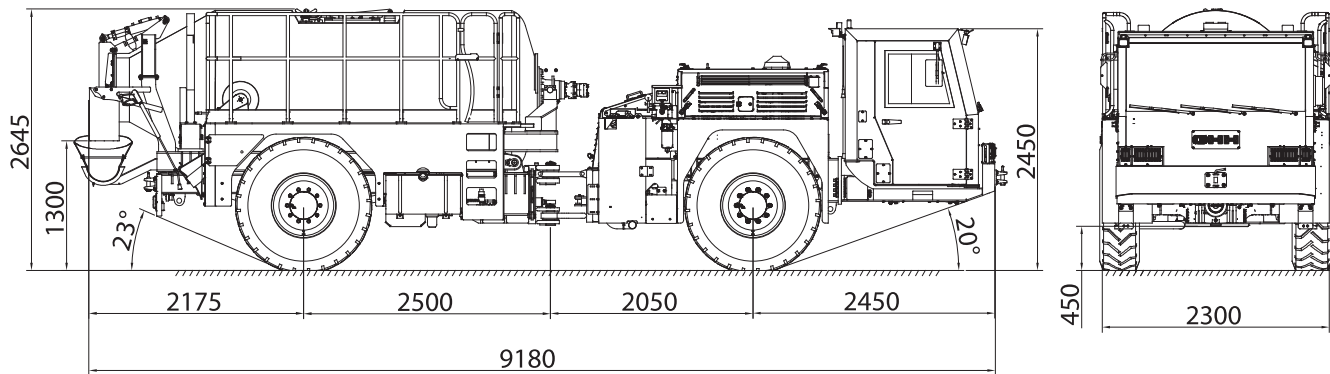
## Options

- Automatic and manual fire suppression system in diesel engine compartment and in battery box
- Emergency release for parking brake
- 24 V emergency steering
- Air conditioner in operator cabin
- EU Stage 4 / US Tier 4 Final diesel engine
- Additional side view camera
- Automatic or manual centralized lubrication system
- Electromagnetic retarder
- Form oil system
- Stainless steel admixture tank (220 l)



# BYM6

# Concrete Transmixer



# GHH FAHRZEUGE

Emscherstr. 53 45891 Gelsenkirchen

Phone: +49 (0) 209 38907-0 • Fax: +49 (0) 209 38907-109

Web: [www.ghh-fahrzeuge.de](http://www.ghh-fahrzeuge.de) • E-Mail: [info@ghh-fahrzeuge.de](mailto:info@ghh-fahrzeuge.de)



BYM6\_EN\_201904\_GHH